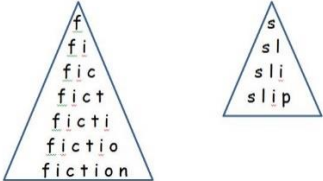
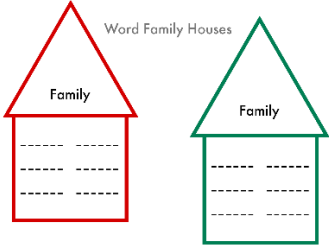





Spelling style	Explanation	Example
Rainbow spellings	Using colour pencils to write out the word <ul style="list-style-type: none"> Syllables could be a different colour Each sound a different colour Even just highlighting the part you find tricky can help. 	<p>beau ti ful</p> <p>f l igh t</p> <p>through</p>
Words within words	Can you highlight any smaller words within your word and even make up a silly sentence to remember?	There is a rat in separate
Pyramid spellings	Start with the beginning letter and children build up the word line on line to create a pyramid.	
Analogy	Using words already known to help spell new words. Create a word family e.g. could, would.	<p>Word Family Houses</p> 
Mnemonic	because Can you and your friend each make up a completely different mnemonic for the same word?	Big Elephants Can Always Upset Small Elephants

Songs	For tricky words, make a short jingle to explain the spelling of each word. Then teach it to others.	
Shape words	Make shapes with words. Could you be even more creative and use the shape to show the meaning of the word?	
Dominoes/Snap	Play a game of your own dominoes by matching up root words with the correct prefixes/suffixes or even play snap in the same way.	Un - happy Over - worked
Etymology	Making links between the origin of words and their spelling.	Polygon from the word ' poly ' = many, ' gonos ' - angled. 'Many angled'.
Tracing	Tracing over words- work with a partner to trace each other's words.	
Word investigation	Children can find word patterns or rules for a group of words- finding the rules themselves is much more effective.	Can you find a rule to explain when you use a double consonant?
Word of the week	Display a new word each week in a colourful and creative way.	

The S.A.C.A.W.A.C strategies (say and cover and write and check)	Or Look, Say, Cover, Write, in order to develop a visual memory.	
Hangman	Not just traditional game but what could the possibilities be for the next letter/ sound?	- - - By letter - C a t Or By sound - th i ck
Spelling buttons	Making it physical- walk through the word.	
Stepping Stones	Identifying syllables in words in order to break words into smaller parts.	
Rule rhymes	Make short and snappy memorable sentences - rhyming helps with memory. But always make sure to explain these aren't always correct. Challenge: can they find the words that don't fit into that rule?	'i before e except after c'
Silly talk	Sounding out words as they are spelt rather than how we normally would say it.	Wed -nes-day
Make the word	Use different resources to write words to make it a more memorable experience.	

Silly sentences	Put the word into a silly sentence to make your friends laugh.	Even though you want to go through to the final you still threw a hedgehog at him.						
Rhyme	Can you find words which rhyme with your spelling words? Write out your words with the rhyme underneath.	through threw who.....						
Word sort	Make a table with the different spellings of a certain sound - collect words to fill the table - which spelling is most common?	<table border="1" data-bbox="1798 379 2011 510"> <tr> <td>ai</td> <td>ey</td> <td>ay</td> </tr> <tr> <td></td> <td></td> <td></td> </tr> </table>	ai	ey	ay			
ai	ey	ay						
Guess who	Write some words on paper. Read the words with your child. Ask them to tape a word to your back. You have to ask a question e.g. does it begin with th? Can I sound it out?							
Backwards spelling	Write your spelling words forwards and then backwards.	where erehw colour ruoloc						
Adding My Words	1. Choose some spelling words. 2. Add up each spelling word. 3. Write them neatly.	*Consonants are worth 10. *Vowels are worth 5. Said = 10+5+5+10=30 There =10+10+5+10+5=40						
Spelling Scramble	Write your spelling words with the letters scrambled up, then a friend has to unscramble the letters and write the word correctly next to the scrambled word.	iabsbe = babies						

Helping Your Child With Spelling



What kind of learner are you?

Learning to spell is a complex process and we understand that children learn in a variety of different ways. We have constructed a bank of ideas to explore and to ensure everyone has a strategy that works for them. Spelling is of even greater importance in the new national curriculum and we hope through exploring these fun techniques, spellings will be embedded rather than learnt for a test and soon forgotten!